

U.S. Public Opinion About Nuclear Energy: Turning the Corner?

April 2019

Ann Stouffer Bisconti, PhD
Bisconti Research, Inc.
www.bisconti.com

Method

- 1,010 nationally representative U.S. adults surveyed online
- April 26-29, 2019
- Bisconti Research with Quest Global Research
- Numbers shown are percentages, which may not add exactly due to rounding

Bisconti Research, Inc. survey of U.S. public opinion April 2019

Favorability to Nuclear Energy Steady in Past Year

Overall, do you strongly favor, somewhat favor, somewhat oppose, or strongly oppose the use of nuclear energy as one of the ways to provide electricity in the United States? (%)

	May 2018	April 2019
Strongly favor	23	27
Somewhat favor	39	34
Somewhat oppose	17	17
Strongly oppose	9	8
Don't know	12	No opinion 13
TOTAL FAVOR	62	61
TOTAL OPPOSE	26	26

Bisconti Research, Inc. survey of U.S. public opinion

Favorability to Nuclear Energy Increased Over Long Term

Overall, do you strongly favor, somewhat favor, somewhat oppose, or strongly oppose the use of nuclear energy as one of the ways to provide electricity in the United States?

Year	% Favor	% Oppose
1983	49	46
1984	48	47
1985	47	48
1986	48	47
1987	47	48
1988	48	47
1989	49	46
1990	48	47
1991	49	46
1992	48	47
1993	49	46
1994	48	47
1995	49	46
1996	48	47
1997	49	46
1998	50	45
1999	49	46
2000	50	45
2001	49	46
2002	50	45
2003	49	46
2004	50	45
2005	51	44
2006	50	45
2007	51	44
2008	50	45
2009	51	44
2010	52	43
2011	51	44
2012	52	43
2013	51	44
2014	52	43
2015	51	44
2016	52	43
2017	51	44
2018	52	43
2019	61	26

Bisconti Research, Inc. survey of U.S. public opinion

Favorability to Nuclear Energy: Demographics

Overall, do you strongly favor, somewhat favor, somewhat oppose, or strongly oppose the use of nuclear energy as one of the ways to provide electricity in the United States? (%)

	Favor	Oppose	No opinion
TOTAL	61	26	13
Men	69	24	7
Women	53	27	20
Age: 18-34	57	26	17
Age: 35-49	61	22	16
Age: 50+	64	27	8
College graduate	68	25	7
Not college graduate	56	27	17
Democrat	57	33	11
Republican	73	18	9
Independent	59	26	15
Conservative	79	15	6
Moderate	58	29	14
Liberal	49	42	9

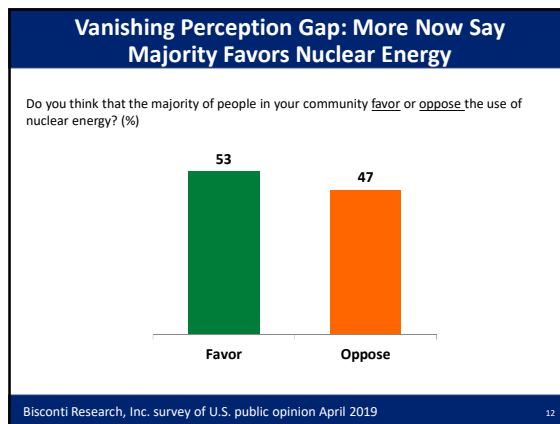
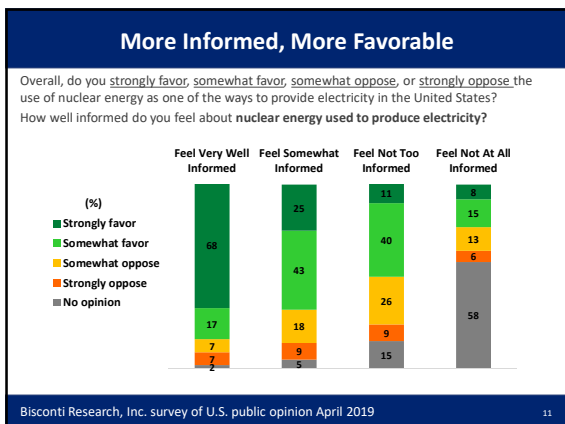
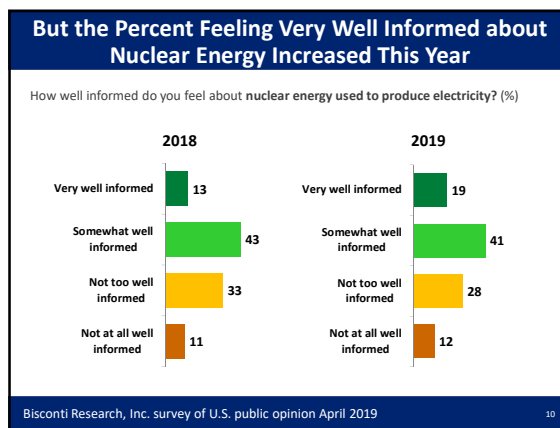
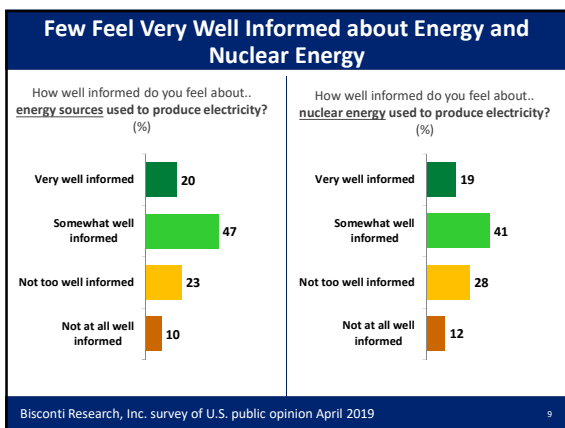
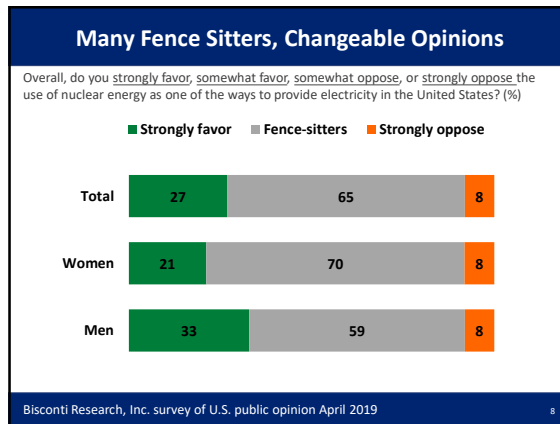
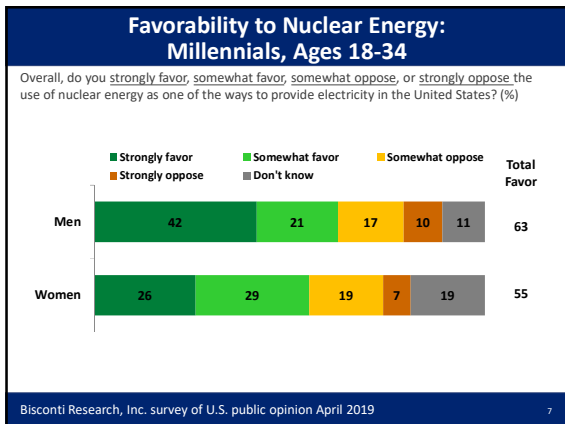
Bisconti Research, Inc. survey of U.S. public opinion April 2019

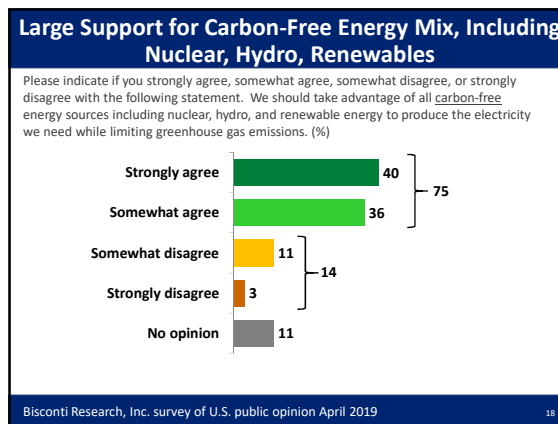
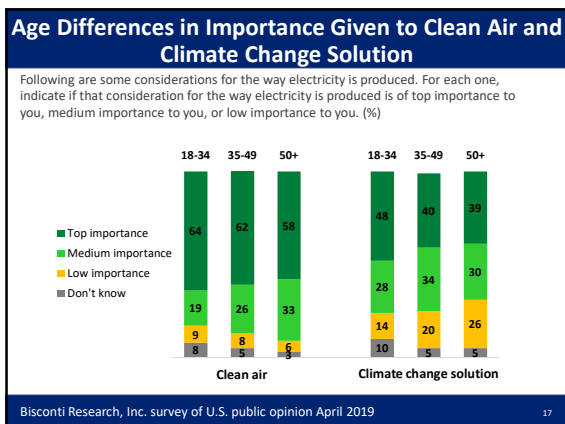
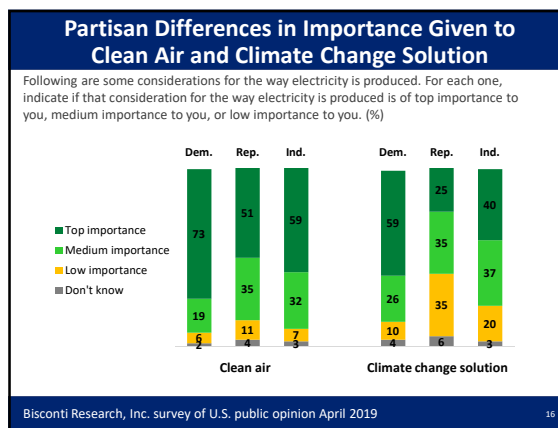
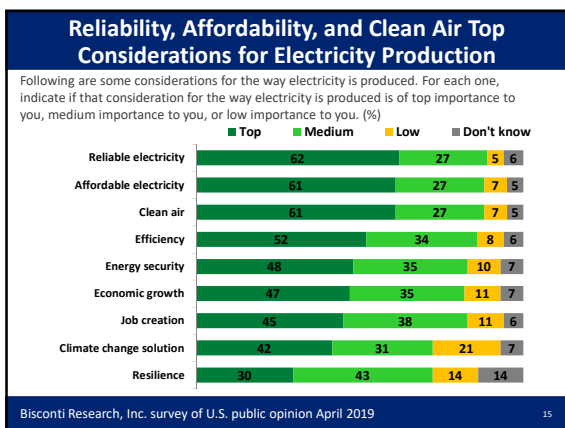
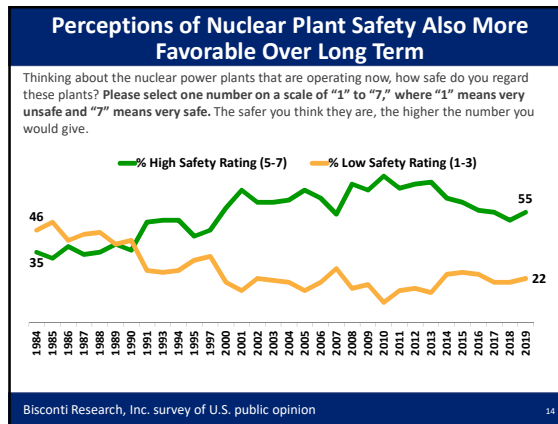
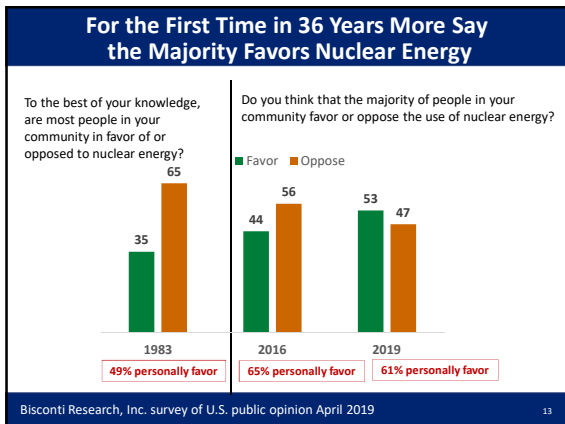
Favorability to Nuclear Energy: Age

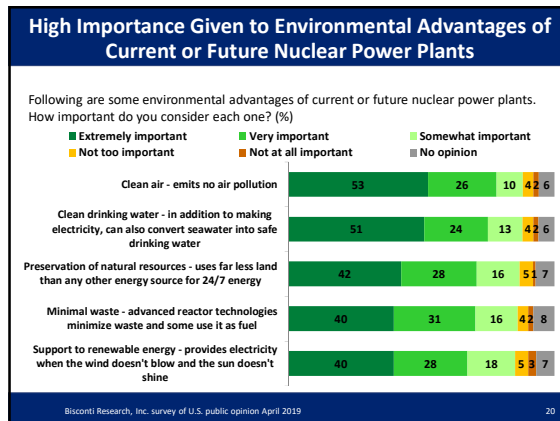
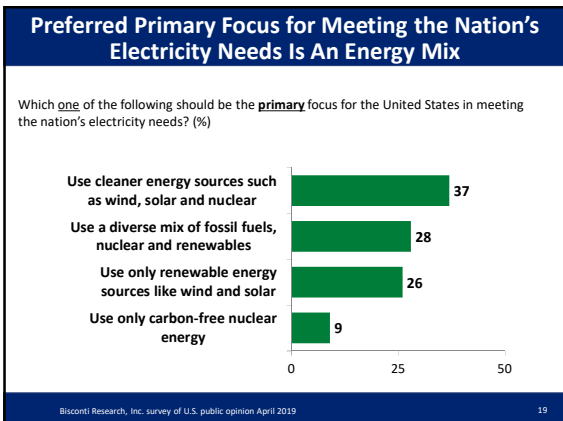
Overall, do you strongly favor, somewhat favor, somewhat oppose, or strongly oppose the use of nuclear energy as one of the ways to provide electricity in the United States? (%)

Age Group	Strongly favor	Somewhat favor	Somewhat oppose	Strongly oppose	Don't know	Total Favor
18-34	30	27	19	8	17	57
35-49	24	38	15	7	16	61
50+	28	36	18	9	8	64

Bisconti Research, Inc. survey of U.S. public opinion April 2019







These slides are shown here in PDF for your review and are available in PPT for your presentations by contacting Ann Bisconti (ann@bisconti.com) or Sandy Wilkes (sandy@bisconti.com).

Bisconti Research, Inc. survey of U.S. public opinion April 2019